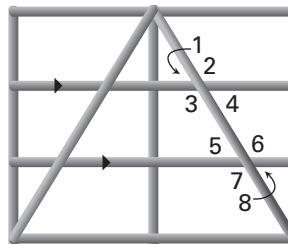


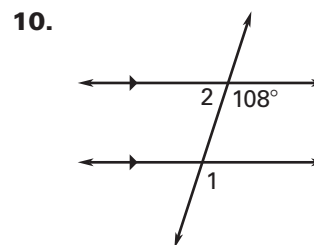
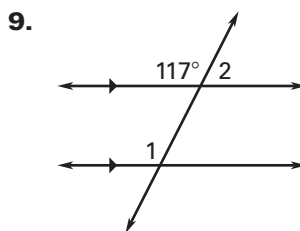
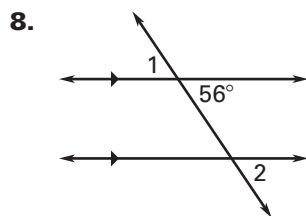
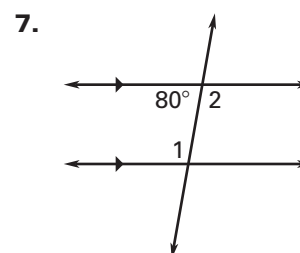
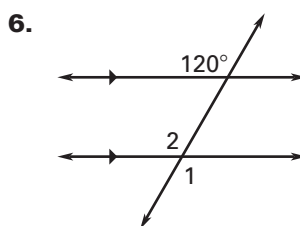
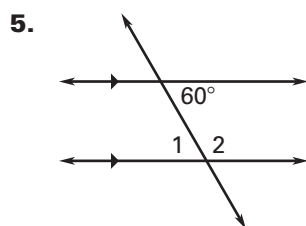
**LESSON 3.2 Practice B**  
For use with pages 153–160

**Find the angle measure. Tell which postulate or theorem you use.**

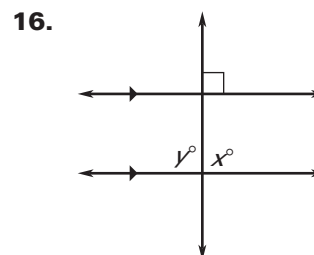
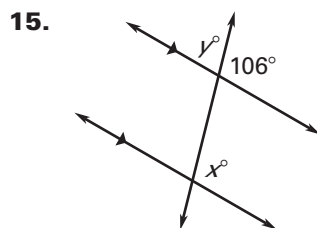
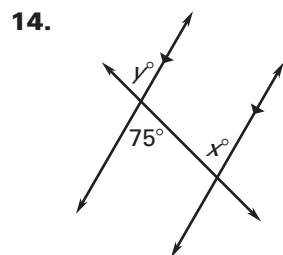
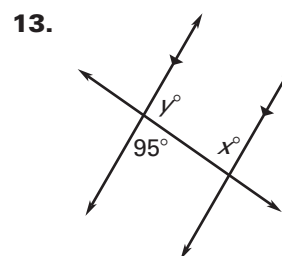
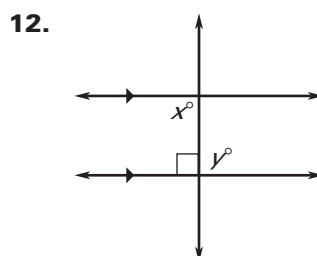
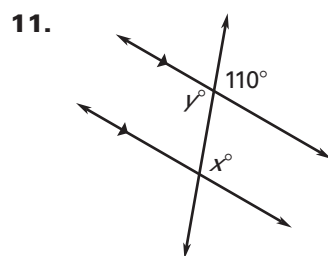
1. If  $m\angle 1 = 50^\circ$ , then  $m\angle 5 = \underline{\quad? \quad}$ .
2. If  $m\angle 4 = 45^\circ$ , then  $m\angle 6 = \underline{\quad? \quad}$ .
3. If  $m\angle 2 = 130^\circ$ , then  $m\angle 7 = \underline{\quad? \quad}$ .
4. If  $m\angle 6 = 123^\circ$ , then  $m\angle 3 = \underline{\quad? \quad}$ .



**Find  $m\angle 1$  and  $m\angle 2$ .**



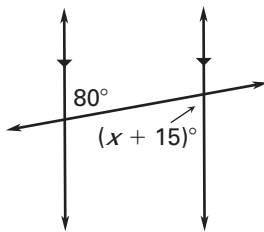
**Find the values of  $x$  and  $y$ .**



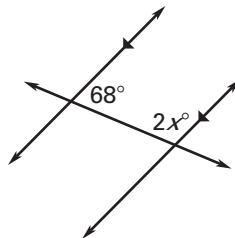
**LESSON 3.2** **Practice B** *continued*  
For use with pages 153–160

**Find the value of  $x$ .**

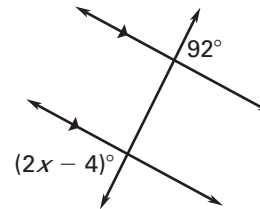
17.



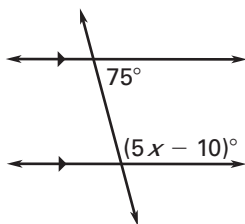
18.



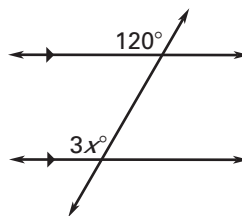
19.



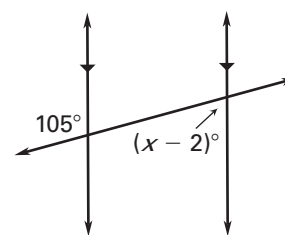
20.



21.



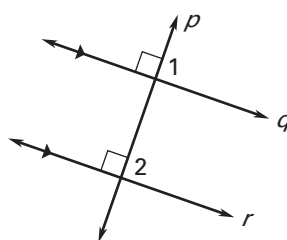
22.



**In Exercises 23–31, complete the two-column proof.**

**GIVEN:**  $p \perp q, q \parallel r$

**PROVE:**  $p \perp r$



LESSON 3.2

Statements	Reasons
$p \perp q$	23. _____ ?
$\angle 1$ is a right angle.	24. _____ ?
$m\angle 1 = 90^\circ$	25. _____ ?
$q \parallel r$	26. _____ ?
$\angle 1 \cong \angle 2$	27. _____ ?
$m\angle 1 = m\angle 2$	28. _____ ?
$m\angle 2 = 90^\circ$	29. _____ ?
$\angle 2$ is a right angle.	30. _____ ?
$p \perp r$	31. _____ ?